



District Report Card: 2017


State: Tamil Nadu	District: Dharmapuri
Class: 5	Subject: Language
Schools: 61	Students: 858


Participation/Coverage


Students

 GENDER	Boys		Girls	
	Number	%	Number	%
	435	50.70	423	49.30

 AREA	Rural		Urban	
	Number	%	Number	%
	819	95.45	39	4.55

 CATEGORY	SC		ST		OBC		GEN	
	Number	%	Number	%	Number	%	Number	%
	184	21.45	45	5.24	611	71.21	18	2.10

 CWSN	LD	VI	HI	S&LD	ID	Oth
	1	2	0	1	0	9

 Management	Government		Government-aided	
	Number	%	Number	%
	842	98.14	16	1.86

Average Performance of Students in Language (%)

Overall	Gender		Area		Management		Social Group			
	Male	Female	Rural	Urban	Govt.	Aided	SC	ST	OBC	GEN
61.02	59.88	62.19	61.87	43.08	61.29	46.67	60.04	38.07	63.55	42.59

Performance on Learning Outcomes (LOs)

Learning Outcomes	Description	Average Performance(%)
L504	Reads and comprehends independently storybooks, news items/ headlines, advertisements etc.	61.79
L508	Reads text with comprehension, locates details and sequence of events	60.63

Range of Performance of Students who Answered Correctly							
Below 30%		30% - 50%		50% - 75%		Above 75%	
Number	%	Number	%	Number	%	Number	%
85	9.91	177	20.63	350	40.79	246	28.67

Lowest Performing Learning Outcomes (LOs)

- 1 - Reads text with comprehension, locates details and sequence of events (60.63)
- 2 - Reads and comprehends independently storybooks, news items/ headlines, advertisements etc. (61.79)